




ECOLOGICAL SURVEY CALENDAR

SURVEY TYPE	JAN	FEB	MAR	APR	MAY	JUN	JUL	AUG	SEP	OCT	NOV	DEC
Phase I Habitat	Sub-optimal	Sub-optimal	Sub-optimal	Sub-optimal	Optimal	Optimal	Optimal	Optimal	Optimal	Sub-optimal	Sub-optimal	Sub-optimal
Great Crested Newts eDNA				Optimal	Optimal	Optimal						
Great Crested Newts Full Aquatic Survey			Optimal	Optimal	Optimal	Optimal						
Reptiles			Sub-optimal	Optimal	Optimal	Optimal	Sub-optimal	Sub-optimal	Optimal			
Birds Breeding			Optimal	Optimal	Optimal	Optimal						
Birds Wintering	Optimal	Optimal									Optimal	Optimal
Bats Initial Daytime Inspection	Optimal	Optimal	Optimal	Optimal	Optimal	Optimal	Optimal	Optimal	Optimal	Optimal	Optimal	Optimal
Bats Tree Inspection	Optimal	Optimal	Optimal	Sub-optimal	Sub-optimal	Sub-optimal	Sub-optimal	Sub-optimal	Sub-optimal	Sub-optimal	Sub-optimal	Optimal
Bats Hibernation	Optimal	Optimal	Sub-optimal								Sub-optimal	Optimal
Bats Emergence/re-entry				Sub-optimal	Optimal	Optimal	Optimal	Optimal	Sub-optimal			
Bats Activity Transects				Optimal	Optimal	Optimal	Optimal	Optimal	Optimal	Optimal		
Water Voles Two Surveys				Optimal	Optimal	Optimal	Optimal	Optimal	Optimal			
Badgers	Optimal	Optimal	Sub-optimal	Sub-optimal	Sub-optimal	Sub-optimal	Sub-optimal	Sub-optimal	Sub-optimal	Sub-optimal	Sub-optimal	Optimal
Dormice				Sub-optimal	Optimal	Optimal	Optimal	Optimal	Optimal	Sub-optimal	Sub-optimal	
Otters	Optimal	Optimal	Optimal	Optimal	Optimal	Optimal	Optimal	Optimal	Optimal	Optimal	Optimal	Optimal

 OPTIMAL
 SUB-OPTIMAL
 NOT APPLICABLE

Email ctecology@outlook.com
Tel 01202247983 **Mob** 07734925996
Web www.cherrytree-ecology.co.uk